



Denmark and the United States

United States in Denmark

Denmark in the United States

40,484



37,520

Jobs directly supported by majority-owned affiliates. Estimates for 2020. Total U.S.-related jobs are likely to be higher, because these figures do not include jobs created by trade flows, indirect employment effects through distributors or suppliers, or via non-equity arrangements such as strategic alliances, joint ventures, or other deals.

\$9.9 bn



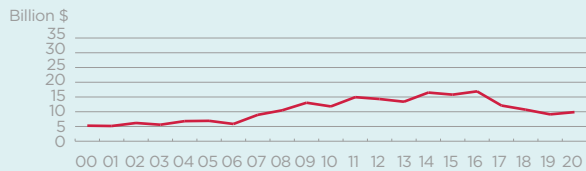
\$30.7 bn

Foreign Direct Investment (FDI), 2020

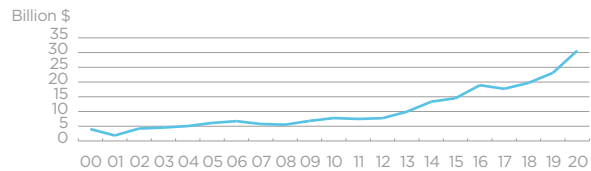
Foreign Direct Investment (FDI), 2020

Bilateral investment between the U.S. and Denmark was relatively equal in 2016, with Denmark investing only \$1 billion more in the U.S. than what the U.S. invested in Denmark. Thereafter, the investment gap widened as U.S. investment in Denmark declined while Denmark's investment in the U.S. expanded. In 2020, Danish firms' affiliate sales in the U.S. market were an estimated \$27 billion while U.S. foreign affiliate sales in Denmark were \$20 billion. The affiliate employment balance favors Denmark slightly, with U.S. affiliates in Denmark employing roughly 3,000 more people than Danish affiliates employ in the U.S., according to 2020 estimates.

U.S. FDI Position in Denmark



Denmark FDI Position in the U.S.



Foreign direct investment position, historic-cost basis, 2000-2020.

\$2.9 bn



\$11.6 bn

U.S. Goods Exports to Denmark, 2020

U.S. Goods Imports from Denmark, 2020

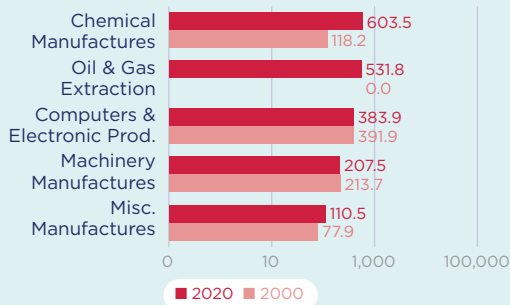
3.0% The U.S. supplied 3.0% of Denmark's total imports...

11.0% ...but the U.S. share increases to 11.0% when intra-EU trade is excluded from the total.

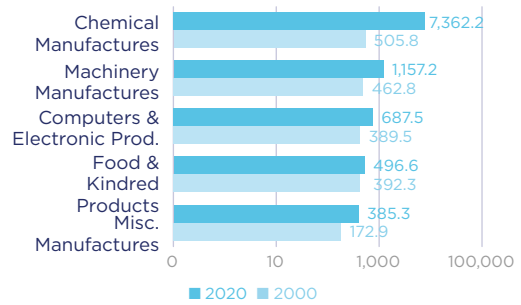
10.9% The U.S. received 10.9% of the total goods Denmark exported to the world...

25.2% ...but the U.S. share increases to 25.2% when intra-EU trade is excluded from the total.


Top Five U.S. Goods Exports to Denmark (\$ millions)



Top Five U.S. Goods Imports from Denmark (\$ millions)



Top State Exporters of Goods to Denmark (\$ millions)



Top State Importers of Goods from Denmark (\$ millions)



\$6.7 bn



\$6.8 bn

U.S. Services Exports to Denmark, 2020

U.S. Services Imports from Denmark, 2020

Note: U.K. included in EU for purposes of calculating intra-EU trade. Sources: Bureau of Economic Analysis; U.S. Commerce Department; International Monetary Fund; Office of Trade and Economic Analysis.