

# Denmark and the United States

## United States in Denmark

37,471



## Denmark in the United States

46,920

Jobs directly supported by majority-owned affiliates. Estimates for 2021. Total U.S.-related jobs are likely to be higher, because these figures do not include jobs created by trade flows, indirect employment effects through distributors or suppliers, or via non-equity arrangements such as strategic alliances, joint ventures, or other deals.

\$16.4 bn



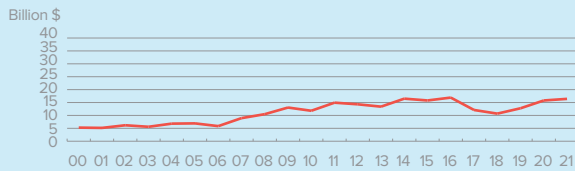
### Foreign Direct Investment (FDI), 2021

Bilateral investment between the U.S. and Denmark remains skewed towards the latter, with Denmark's investment position in the U.S. double the U.S. position in Denmark. The investment gap widened again in 2021. Danish firms' affiliate sales in the U.S. market were an estimated \$34 billion while U.S. foreign affiliate sales in Denmark were \$19 billion. The affiliate employment balance favors Denmark slightly, with U.S. affiliates in Denmark employing roughly 9,000 more people than Danish affiliates employ in the U.S., according to 2021 estimates.

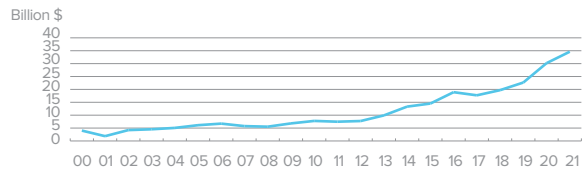
\$34.6 bn

### Foreign Direct Investment (FDI), 2021

#### U.S. FDI Position in Denmark



#### Denmark FDI Position in the U.S.



Foreign direct investment position, historic-cost basis, 2000-2021.

\$3.5 bn



### U.S. Goods Exports to Denmark, 2021

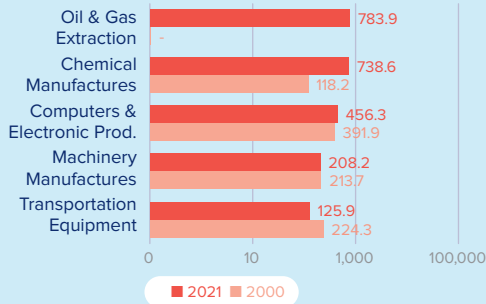
3.6% The U.S. supplied 3.6% of Denmark's total imports...  
 11.3% ...but the U.S. share increases to 11.3% when intra-EU trade is excluded from the total.

\$12.1 bn

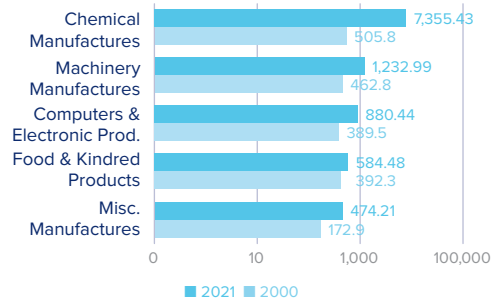
### U.S. Goods Imports from Denmark, 2021

9.3% The U.S. received 9.3% of the total goods Denmark exported to the world...  
 19.7% ...but the U.S. share increases to 19.7% when intra-EU trade is excluded from the total.

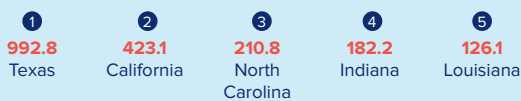
#### Top Five U.S. Goods Exports to Denmark (\$ millions)



#### Top Five U.S. Goods Imports from Denmark (\$ millions)



#### Top State Exporters of Goods to Denmark (\$ millions)



#### Top State Importers of Goods from Denmark (\$ millions)



\$9.2 bn



### U.S. Services Exports to Denmark, 2021

\$9.6 bn

### U.S. Services Imports from Denmark, 2021

Sources: Bureau of Economic Analysis; U.S. Commerce Department; International Monetary Fund; Office of Trade and Economic Analysis.